


hd-274

The Spring Basket



©2023 Hands On Design, LLC


Triple Play Pillows

hd-274 The Spring Basket

- Cross stitch 2 over 2 on 32ct (2 over 1 on 16ct) Flax Belfast linen with DMC threads.

◆ 03	U 19	B 554	♥ 580	✕ 646
■ 742	I 744	▲ 3819	▲ 3835	● 3865

Long stitch the flower stamen with 1 strand 3819.



©2023 Hands On Design, LLC


Triple Play Pillows—a fun new series!!

Mix quiltly cross-stitch themes with coordinating cottons. A touch of 'big-stitch' quilting and an easy pillow back finish.

A coordinating pillow form switches from season to season—easy to store the 'off-seasons' and change up your décor in no time flat!

Do I sound like an infomercial? ;)

Cathy, Hands On Design, LLC



©2023 Hands On Design, LLC

hd-274 The Spring Basket

Linen: 32ct Flax Belfast linen (Yarn Tree)

Stitch Count: each design (3) is 67 x 67

DMC: 03, 19, 554, 580, 646, 742, 744, 3819, 3835, 3865

Finishing

- Finishing fabrics are available as a bundle from www.simplestitcheshop.com
- A Finishing Tutorial is available on the Hands On Design FlossTube channel.


Special Thanks to model stitcher Stephanie Diller

Triple Play Pillows

Grab a basket, a few seasonal sprigs & enjoy an ever changing spot of seasonal color for your home.


Soothing to stitch, easy to finish—a fun mix of cross stitch & quilting.

Switch to a new season—pillow forms switch from pillow set to pillow set for easy storing.



cathy@handsondesign.biz • www.handsondesign.biz

"The Spring Basket" ©2023 by Hands On Design, LLC—No part of this publication and/or logo may be reproduced except by needle and thread. HOD patterns are for personal use only and may not be shared physically or electronically — Please honor the copyright & the designer.



©2023 Hands On Design, LLC

◆ 03	U 19	B 554	♥ 580	✕ 646
■ 742	I 744	▲ 3819	▲ 3835	● 3865

- Here we are at Spring—fresh colors that seem to be both pastel & vibrant! I wanted each design to look as if you were walking a stone path through a garden.
- Don't forget to watch the Hands On Design FlossTube Finishing Tutorial! (Episode #68)