



Above and right Add the backstitch lines to create the details of the animals' faces



12  
hours  
each

# Happy families

Let your heart melt with Maria Diaz's ever-so-sweet mother and baby scenes...

Just take a look at these contented newborns, nuzzling up to their mums – aren't they adorable, and what a fab, fresh springtime look? Cleverly created as a matching set, these realistic designs coordinate wonderfully with their shared colours on pale blue aida and matching frames. If time is short, you can always stitch one as a present though, as it will only take a few evenings' work. You'll be proud to give such a thoughtful gift, so why not make a start today! ✕

Whole stitches  Fractional stitches  Backstitch

For stitching advice turn to page 79



**You will need:**

- Stranded cotton as listed in the key
- Size 24 tapestry needle
- 14-count light blue aida, 33x38cm (13x15in)

**Finishing touches:**

- Pine frame, with a 12.5x12.5cm (5x5in) aperture



# Happy families

DMC Anchor Madeira

## Cross stitch in two strands

•	B5200	001	2401
◐	367	216	1312
D	368	214	1310
◆	433	358	2008
▲	434	310	2009
△	435	365	2010
◇	436	363	2011
I	437	362	2012
2	642	392	1903
+	644	391	1814
J	712	926	2101
X	738	361	2013
♥	801	359	2007
/	822	390	1908
♡	950	4146	2309
●	3021	905	1904
~	3072	397	1805
■	3371	382	2004
x	3770	1009	2314
-	3787	904	1811
▣	3790	904	1905
X	3855	311	2513
★	3863	1084	1911

## Backstitch in one strand

—	3371	382	2004
all other outlines and details			
—	3021	905	1904
duck and duckling			
—	3787	904	1811
sheep and lamb			


Our designs have been stitched on 14-count aida

Max design stitch count  
50 high x 50 wide


Design area  
9x9cm (3½x3½in)

Why not try...



28-count evenweave for a finer finish?



Cute © Maria Diaz



Cute © Maria Diaz



## Instant expert

**Beautiful backstitch**  
The backstitch adds definition and detail in several colours on these designs. For an even finish, stitch using an embroidery hoop.