

Gráfico 1 - Tapete da pia

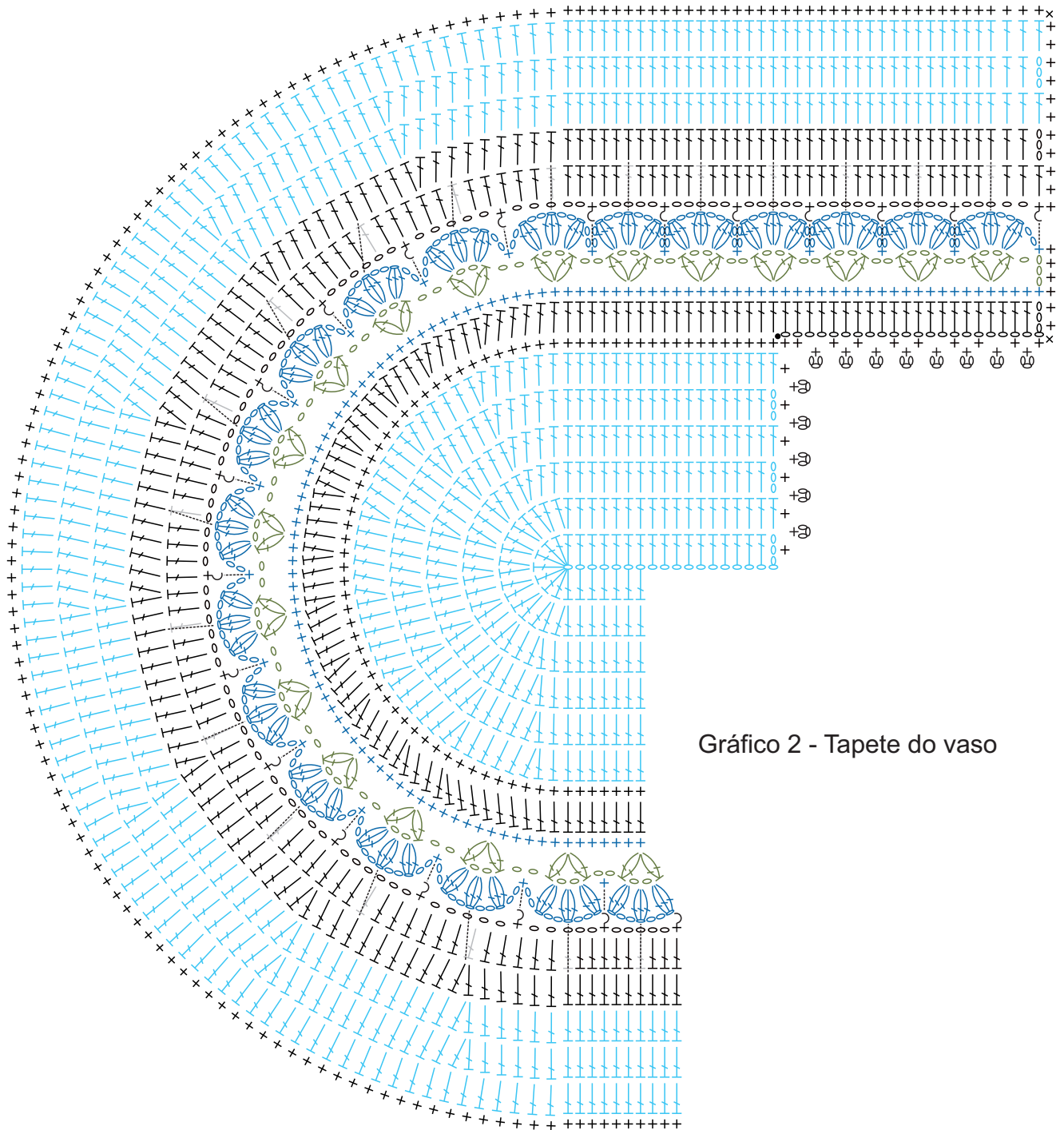


Gráfico 2 - Tapete do vaso

Gráfico 3 - Tapa do vaso




Gráfico 6 - Parte de trás (tapa do vaso)

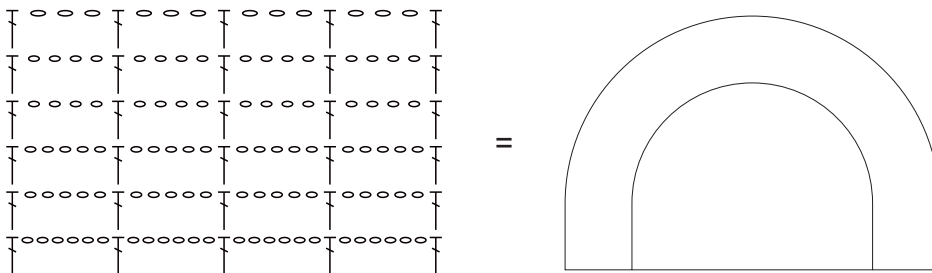


Gráfico 5 - Porta-papel higiênico

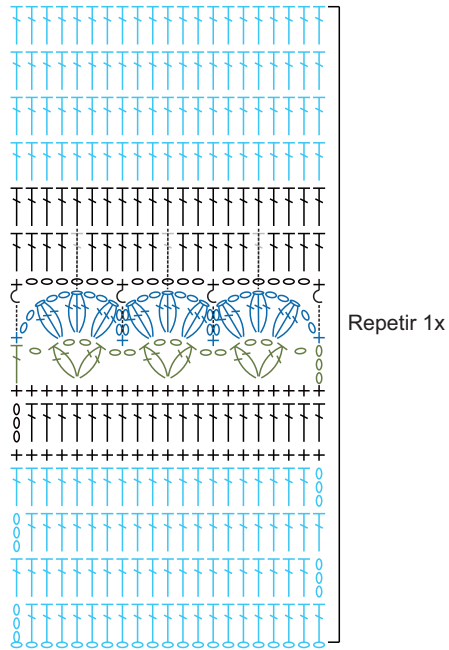


Gráfico 6 - Porta-papel higiênico (parte de trás)




Gráfico 7 - Argola para pendurar

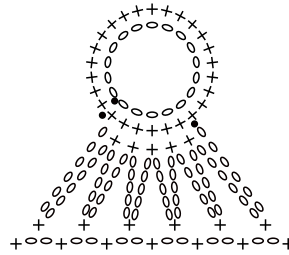
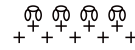


Gráfico 8 - Contorno



Gráfico 9 - Picôs



Legenda

- Correntinha
- P. bxmo.
- + P. baixo
- ⌋ P. alto
- ⌋ 2 p. altos fechados juntos
- ⌋ P. baixo relevo pegado por trás do ponto de base
- ⌋ Picô
- ⌋ P. pipoca (3 p. altos, 1 p. bxmo. no 1º p. alto)
- ⋮ Fazer o ponto no lugar indicado
- Barroco Decore Luxo 2012
- Barroco Maxcolor 8001
- Barroco Multicolor Premium 9113
- Barroco Multicolor Premium 9536

