





Packed with o  
this nostalgic  
deserves to  
pride of place i  
own abou

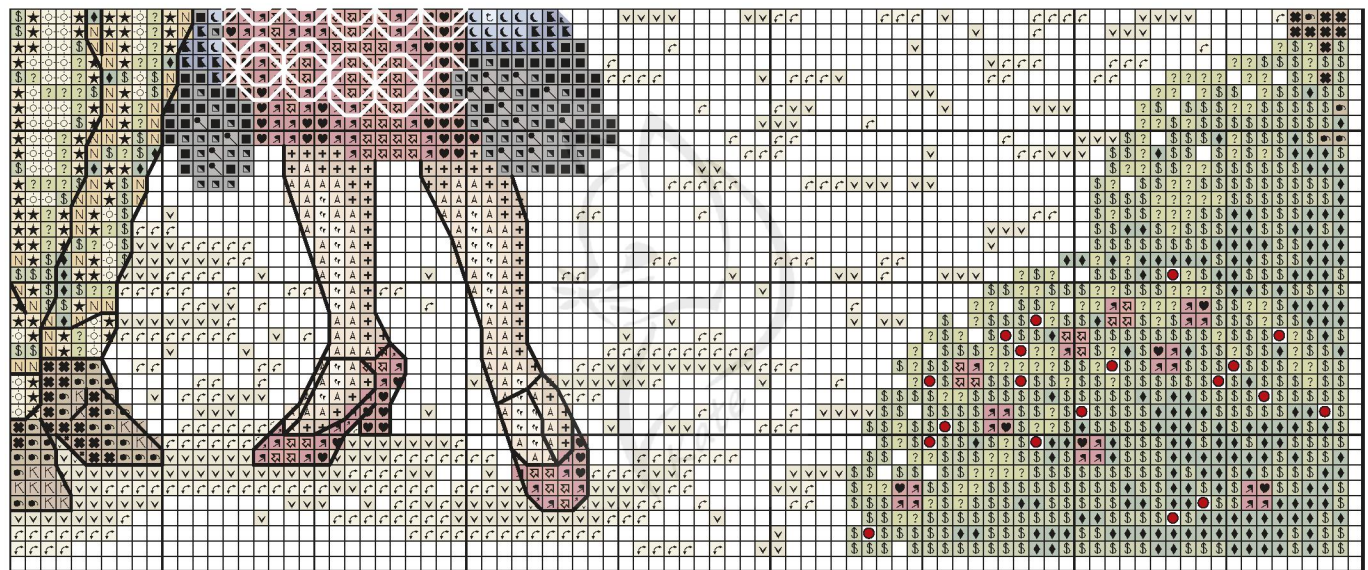




1920s House chart (top right)



1920s House chart (bottom left)



1920s House chart (bottom right)

## How to...

# stitch with blended threads

This design uses blended stitches to add a two-tone effect. Begin by checking the key for how many strands of each different colour thread you will need for your special blended stitches and French knots. Thread the needle with different-coloured strands and stitch as normal. The blended stitch will have its own symbol on the chart – there'll be a separate symbol to indicate if you need to stitch a shade on its own.



## Shopping list

- ✕ Zweigart\* 28-count white evenweave measuring 43x47cm (17x18½in)
- ✕ Stranded cotton and metallic thread as listed in the key
- ✕ Mill Hill\* seed beads as listed in the key
- ✕ Size 24 tapestry needle; beading needle
- ✕ Frame and mount of your choice with a minimum aperture of 28x32cm (11x12½in)

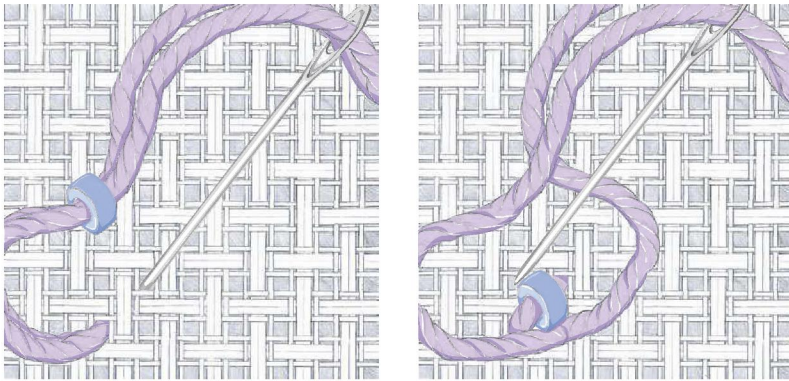
Thread & fabric cost  
**Approximately £46**

\*For stockists see page 90

How to...

# add seed beads

To attach your beads, use a whole cross stitch to help keep the beads upright and create a consistent finish. Attach the bead to the design with the bottom arm of a cross stitch and then add the top arm of the stitch, making sure that one strand of thread falls on either side of the bead to help hold it upright.



**TOP TIP**  
The lady's hair is made up of French knots in blended threads, so you will need to thread your needle with a strand each of tan and cream

“I know from fancy dress that I can rock the 1920s drop-waisted style. I love this design, and think I may have been born in the wrong era! I'd love to live for a day in that grand house, and have a go at driving the car.”

**SUE, SENIOR ART EDITOR**



## 1920s House key

### ✦ Cross stitch in two strands

	DMC	Anchor	Madeira	
∩	B5200	1	2401	white
■	310	403	2400	black
◼	312	979	1005	navy blue
◻	317	400	1714	grey
◐	334	977	1004	blue
N	436	1045	2011	tan
—	712	926	2101	light cream
★	738	367	2013	dark cream
⊙	739	366	2014	cream
A	754	1012	305	peach
♥	814	22	601	dark ruby
♠	816	1006	513	ruby
⋄	948	892	306	light peach
∨	3032	903	2002	stone brown
⋈	3033	391	1908	light stone brown
+	3064	883	2312	dark peach
⋈	3325	129	907	light blue
⋈	3328	1024	406	salmon pink
♦	3362	263	1601	dark green
\$	3363	262	1602	green
?	3364	260	1603	light green
✦	3781	1088	2003	dark brown
◼	3799	236	1713	dark grey
K	3863	379	1912	beige
3	3864	376	1910	light beige

### ✦ Cross stitch in two strands DMC Light Effects

*	E415			pewter
---	------	--	--	--------

### ✦ Cross stitch in one strand of each

◼	3781	1088	2003	dark brown
◼	3862	374	1913	dark beige

### ✦ Half cross stitch in two strands

◻	334	977	1004	blue
◐	3325	129	907	light blue

### ✦ Backstitch in one strand

—	B5200	1	2401	white
—	310	403	2400	black

### ✦ French knots in one strand

●	816	1006	513	ruby
---	-----	------	-----	------

### ✦ French knots in one strand of each

●	436	1045	2011	tan
●	739	366	2014	cream

### ✦ Mill Hill seed beads

●	00479			white
---	-------	--	--	-------

**STITCH COUNT** 155 high x 175 wide

**DESIGN AREA** 14 HPI (28-count evenweave)  
– 28x32cm (11x12½in)

**SKEINS NEEDED** 2x310 (black), 2x3033 (light brown), 2x3363 (green), 2x3799 (dark grey), 2x3863 (beige)

**STITCHED BY** Laura Boyter

This design was stitched using DMC stranded cotton, DMC Light Effects and Mill Hill seed beads on 28-count evenweave over two threads of the fabric