

[Share](#) [Report Abuse](#) [Next Blog»](#)

[Create Blog](#) [Sign In](#)



WOENSDAG 20 JUNI 2012

## New pattern

Here I am again with a pattern. On the site of [dear little elf](#), they have a design contest organized. Hence, this elf girl.

## KABOUTER GIRL



USED ABBREVIATIONS:	
MR-ring magische	
V = cient	
L= losse	
HV = halved cient	

Amenities: different colors crochet cotton, crochet hook 2.5, embroidery thread, needle, fiberfill, keychain, pijprager and wool for hair.

HEAD AND BODY: (starting to head in pink)

1. MR with 6 V. (You can then also 2 L. 6 V in the 2<sup>to the</sup> L.)
  2. 2 V in each V (12 V)
  3. 1 V, 2 V in the following V. repeat 6 times. (18 V)
  4. 2 V, 2 V in the following V. repeat 6 times. (24 V)
  5. 3 V, 2 V in the following V. repeat 6 times (30 V)
  6. t / m 10. V 30.
  11. 3 V, 1 dec. Repeat 6 times (24 V)
  12. 2 V, 1 dec. Repeat 6 times. (18 V)
  13. 1 V, 1 dec. repeat 6 times. (12 V)
- Now proceed with purple.
- 14th 12 V.

## ABOUT ME

**Melanie**

My name is Melanie, I'm 38 years old and mother of 2 boys. In my spare time I like to be creative.

[View my complete profile](#)

## LABELS

**Amigurumi** (12) [art journal](#) (5) [ATC](#) (2) [Dotee Doll](#) (3) **Gratis Patroon** (12) [Haken](#) (16), [the Journal](#) (1) [Mini notebook](#) (1) [Noodles](#) (2) [retro](#) (1) **RRN** (6) [swaps](#) (1) [Tekenen](#) (3) [Tutorial](#) (2) [Zen tangle](#) (5)

## SEARCH THIS BLOG

## BLOGARCHIEF

- ▼ 2012 (37)
  - ▶ Juli (5)
  - ▼ juni (8)
    - S kind of won journal
    - Project NOODLES
    - New pattern
    - Colors with markers
    - Pattern
  - TUTORIAL
  - Sign
  - New pattern
- ▶ mei (8)
- ▶ April (12)
- ▶ maart (4)

## FOLLOW BY EMAIL

## FOLLOWERS















15. 1 V, 2 V in the following V. repeat 6 times. (18 V)
16. 2 V, 2 V in the following V. repeat 6 times. (24 V)
17. 24 V (with orange, now you go to the row of purple to orange, etc.)
18. 3 V, 2 V in the following V. repeat 6 times. (30 V)
19. 4 V, 2 V in the following V. repeat 6 times. (36 V)
20. t / m 23. 36 V.
24. 4 V, 1 dec. Repeat 6 times. (30 V) from time stay again only with purple hooks.
25. 3 V, 1 dec. Repeat 6 times. (24 V)
26. 2 sc, 1 dec. Repeat 6 times. (18 V)
27. 1 V, 1 dec. Repeat 6 times. (12 V)
- Now fill the head and body firmly with fiberfill.
28. 6 times persist, pull the thread through the last 6 V and sew.

## Pointed cap

1. MR with 6 V (or L 2 with 6 in the V 2<sup>of the L</sup>)
2. 6V
3. 2V, 2V in the following V. repeat 2x (8V)
- 4th 8 In
5. 3V, 2V in following V. 2x (10V)
- 6th 10V
7. 4V, 2V in the following V 2x (12V)
- 8th 12V
9. 5V, 2V in next V 2x (14 V)
10. 14V
11. 6V, 2V in next V 2x (16V)
12. 16V
13. 7V, 2V in next V 2x (18V)
- 14th 18V
15. 8V, V 2V in the following 2x (20V) here I am changed color
- 16th 20V
17. 9V, V 2V in the following 2x (22V)
18. 10V, 2V in next V 2x (24V)
19. 11V, 2V in next V 2x (26V)
20. 12V, 2V in next V 2x (28V)
21. 13V, 2V in next V 2x ( 30V)
22. 30V, closes with a HR and leave a long tail.

## FINISHING

## BLOGS I LIKE IT ...

-  **Glad I knit**  
Pincushion  
40 minutes geleden
- 
-  **ANNEMARIE'S HOOK'S BLOG ♥ ANNEMARIE HAAKBLOG**  
Brilliant ideal!  
41 minutes geleden
- 
-  **big B**  
Salad Tea Towel - Completed!  
3 hours ago
- 
-  **little dear tracks**  
dresses  
5 hours ago
- 
-  **Landee See, Do Landee**  
Wedding Shower Banner & Mantel  
10 hours ago
- 
-  **The Home Project**  
Zpaghetti poef  
13 hours ago
- 
-  **Cute Ribbons**  
Susan blog!  
22 hours ago
- 
-  **Ilse Hobbelen**  
1 day ago
- 
-  **Weblog Wolatelier Dian**  
Passion for Pansies - Of felt, and in the garden  
1 day ago
- 
-  **colour in a simple life**  
It's a Girl.....!  
2 days ago
- 
-  **Eliza Scrap in ATC**  
dotee doll paars  
2 days ago
- 
-  **mumsboven**  
Vase  
3 days ago
- 
-  **The Kathryn Wheel**  
And the winners are ...  
3 days ago
- 
-  **In Sascha**  
Simple striped baby hat! \*  
Pattern  
3 days ago

\* Embroider the face, make the beautiful wool tails and put them down with a small stitch on the head.

\* Play a piece of pipe cleaner into the tip of the hat and fill it further for a part with fiberfill.

\* Sew the hat on the head, the tails, it is just tinkering.

\* Make the key note at the bottom and decorate with ribbons or wires.

Liefs, Melanie

Posted by **Melanie** at 9:27

Deze aanbevelen op Google

Labels: [Amigurumi](#) , [Gratis Patroon](#) , [Haken](#)

4 comments:



**Rosanne** 20 June 2012 17:14

Another leukerd!

Answer



**littledear** 23 June 2012 21:43

Melanie-  
Congratulations! You have been chosen as the winner of my #800 NOM art contest! Please contact me at merwing @ dreamfollow . com to claim your prize, thanks for entering!  
<3 aimee  
www,littledeartracks.blogspot.com

Answer



**Julie** 24 June 2012 16:40

Very sweet, and not so easy to do! Congrats on your winning the contest!!!

Answer



**Gien Gien by** 30 June 2012 17:10

Super Cute, logical that you won :) And nice that we may enjoy through freubelweb.

Answer

Reageer als:

**Karin to the hook**

Summer Flowers

5 days ago

**knutsel-mam**

Greeny en Yellow..

5 days ago

**WOLLEBOL - AMIGURUMI**

Holiday :-)

1 week ago

**dutch sisters**

Cake and scraps

1 week ago

**MakeArtBeHappy**

Vakantie!!! Holiday!!!!

1 week ago

**Creative Life What I Love**

Map and box ...

1 week ago

**Laura's frutselblog**

Dotees and an art journal

1 week ago

**Round Robin Project**

Stamps with our Guest

Blogger!

2 weeks ago

**HOOK MOTHER**

2 weeks ago

**The-Arts palace.**

Creative flowers with a flower

punch

3 weeks ago

**the heartfelt company**

Summer break

3 weeks ago

**willewopsie**

HOLIDAY!!

4 weeks ago

**siem en zo**

Liefste Slippers

4 weeks ago

**Trendykim handwerk blog**

Secret project and investment

2 months ago

**This is fun!**

it is particularly fun!

4 months ago

[Newer Post](#)

[Home](#)

[Older Post](#)

Subscribe to: [Post Comments \(Atom\)](#)

TOTAL PAGE VIEWS



16,003

Template Picture Window. Template images by [jusant](#). Powered by [Blogger](#).





