

Victorian Treasures

Five different designs adorn each of four coasters and a trivet. Soft shades of pearl cotton give an elegant watercolor effect.

Designs by Kathleen Marie O'Donnell



Experience Level

Intermediate

Size

Trivet: 6½" x 6½"

Coasters: 4" x 4"

Medallion Trivet

Materials

- 2/3 sheet 7-count plastic canvas
- #3 pearl cotton* as listed in color key
- 6¼" square gold felt
- Matching gold sewing thread and sewing needle

*Sample project was completed using #3 pearl cotton by DMC. See purchasing information in the Needle Nook on page 9.

Instructions

1. Cut plastic canvas according to graph.
2. Using two strands #3 pearl cotton, stitch design as shown. When back-

ground stitching is complete, Overcast edges with two strands gold #3 pearl cotton.

3. Using sewing needle and matching gold thread, stitch felt to wrong side of trivet, sewing with an up-and-down motion through the outermost row of holes; sewing thread will be nearly invisible from front.

Nosegay Coasters

Materials

- 1 sheet 10-count plastic canvas
- #3 pearl cotton* as listed in color keys
- 6-strand embroidery floss* as listed in color keys
- 4 (4") squares ecru felt
- Matching ecru sewing thread and sewing needle

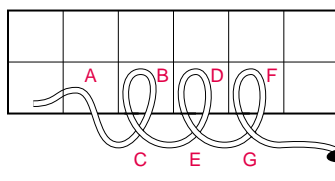
*Sample projects were completed using #3 pearl cotton and 6-strand embroidery floss by DMC. See purchasing information in the Needle Nook on page 9.

Instructions

1. Cut plastic canvas according to graphs (pages 12–13).
2. Using one strand #3 pearl cotton, stitch designs as shown.
3. When background stitching is complete, Backstitch blue spray of flowers on Coaster A and gold sprays on Coaster D using one strand dark gold #3 pearl cotton; blossoms on Coaster C with one strand dark green #3 pearl cotton; and 6 strands burgundy floss for all other Backstitch.
4. Using one strand ecru #3 pearl cotton, work Buttonhole Stitch around edges of coasters.
5. Using sewing needle and matching ecru thread, stitch felt square to wrong side of each coaster, sewing with an up-and-down motion through outermost row of holes; sewing thread will be nearly invisible from front. ■

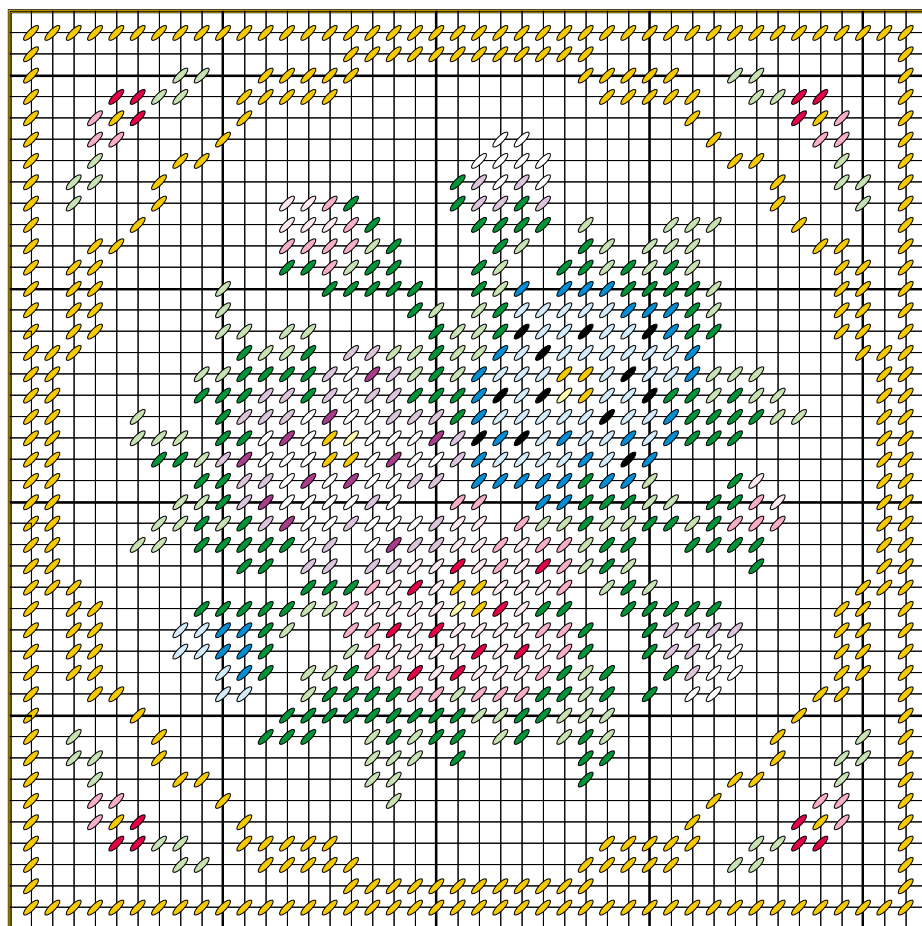
COLOR KEY	
MEDALLION TRIVET	
#3 Pearl Cotton	Yards
■ Purple #208	1 1/3
■ Light lavender #211	2 1/8
■ Very dark purple #552	2/3
■ Dark cranberry #601	1/2
■ Cranberry #603	3
■ Light pink #605	2
■ Kelly green #702	6 1/2
■ Chartreuse #703	5 1/4
■ Topaz #725	1/3
■ Medium old gold #729	14
■ Royal blue #797	1/2
■ Light blue #813	1 3/4
■ Medium blue #826	2 2/3
Uncoded areas are ecru	
Continental Stitches	16
Color numbers given are for DMC #3 pearl cotton.	

Fig. 1



Buttonhole Stitch

Bring needle up at A, down at B, through loop at C, pulling tight, down at D, through loop at E, pulling tight, down at F, through loop at G, pulling tight, etc.



Medallion Trivet
43 holes x 43 holes
Cut 1

All Graphs are best viewed at 200% or more.


COLOR KEY
COASTER A

#3 Pearl Cotton	Yards
Dark lavender #209	1/2
Light lavender #211	2/3
Dark cranberry #601	2/3
Cranberry #603	1
Very light cranberry #605	3/4
Topaz #725	2/3
Medium old gold #729	2 3/4
Light blue #813	1 1/3
Baby pink #818	2/3
Medium blue #826	2/3
Very dark garnet #902	2/3
Dark hunter green #3345	1 1/4
Medium yellow green #3347	2/3
Uncoded areas are ecru	
Continental Stitches	12 1/4
Ecru Buttonhole Stitches	
Medium old gold #729	
Backstitch	

6-Strand Embroidery Floss

Very dark garnet #902	
Backstitch	12 2/3

Color numbers given are for DMC #3 pearl cotton and 6-strand embroidery floss.



Coaster A
38 holes x 38 holes
Cut 1

All Graphs are best viewed at 200% or more.


COLOR KEY
COASTER B

#3 Pearl Cotton	Yards
Light lavender #211	2 1/4
Dark Christmas red #498	1/2
Dark cranberry #601	1/2
Cranberry #603	1/2
Very light cranberry #605	2/3
Pale delft #800	2 2/3
Baby pink #818	3/4
Dark navy blue #823	3 1/4
Very dark coffee brown #898	1/2
Dark hunter green #3345	1 1/3
Medium yellow green #3347	3/4
Uncoded areas are ecru	
Continental Stitches	7
Ecru Buttonhole Stitches	

6-Strand Embroidery Floss


Very dark garnet #902	
Backstitch	2 2/3

Color numbers given are for DMC #3 pearl cotton and 6-strand embroidery floss.



Coaster B
38 holes x 38 holes
Cut 1

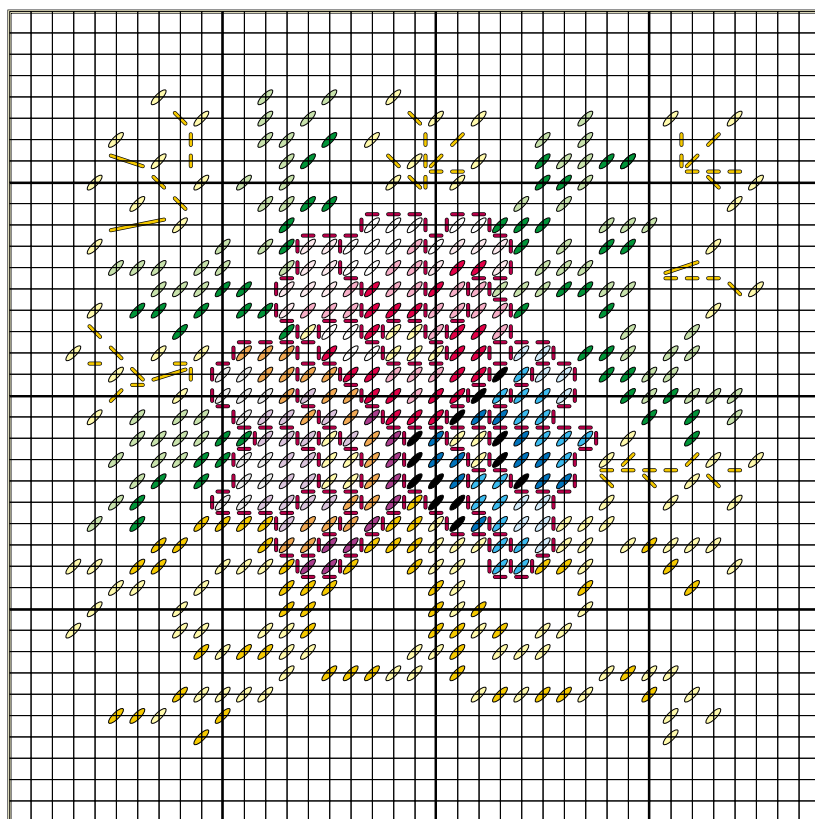
COLOR KEY	
COASTER C	
#3 Pearl Cotton	Yards
Very dark lavender #208	1/3
Medium lavender #210	1/2
Dark cranberry #601	2/3
Cranberry #603	1 1/4
Light old gold #676	2/3
Very light topaz #727	1/2
Medium pink #776	1
Very dark garnet #902	1/3
Medium gray green #926	3
Light gray green #927	2 1/4
Dark antique blue #930	1 2/3
Dark hunter green #3345	1 1/4
Medium yellow green #3347	1
Uncoded areas are ecru	
Continental Stitches	11
Ecru Buttonhole Stitches	
Dark hunter green #3345	
Backstitch	
6-Strand Embroidery Floss	
Very dark garnet #902	
Backstitch	1 1/3
Color numbers given are for DMC #3 pearl cotton and 6-strand embroidery floss.	



Coaster C
38 holes x 38 holes
Cut 1

All Graphs are best viewed at 200% or more.

COLOR KEY	
COASTER D	
#3 Pearl Cotton	Yards
Very dark lavender #208	1/2
Medium lavender #210	1/2
Light lavender #211	1/2
Medium violet #552	1/3
Light old gold #676	2 1/4
Medium old gold #729	2
Medium pink #776	1/3
Royal blue #797	1/2
Dark delft #798	1/3
Medium blue #799	1/3
Pale delft #800	1/2
Baby pink #818	1/2
Medium carnation #892	1/2
Very light carnation #894	1/2
Dark hunter green #3345	1
Medium yellow green #3347	1
Uncoded areas are ecru	
Continental Stitches	10 3/4
Ecru Buttonhole Stitches	
Medium old gold #729	
Backstitch	
6-Strand Embroidery Floss	
Very dark garnet #902	
Backstitch	1 1/2
Color numbers given are for DMC #3 pearl cotton and 6-strand embroidery floss.	



Coaster D
38 holes x 38 holes
Cut 1