

# L'IL BUNNY FOO-FOO

aka "Lord Frith"

a birthday present for Jenny from her Mother and MMariokknits



Copyright 2009 MMario Leo a Pola de Finale Emelia  
Transcribed by Amanda Hodgkinson and Jeremiah Flannery


L'il Bunny Foo-Foo: modified 8/019/09

# L'IL BUNNY FOO-FOO

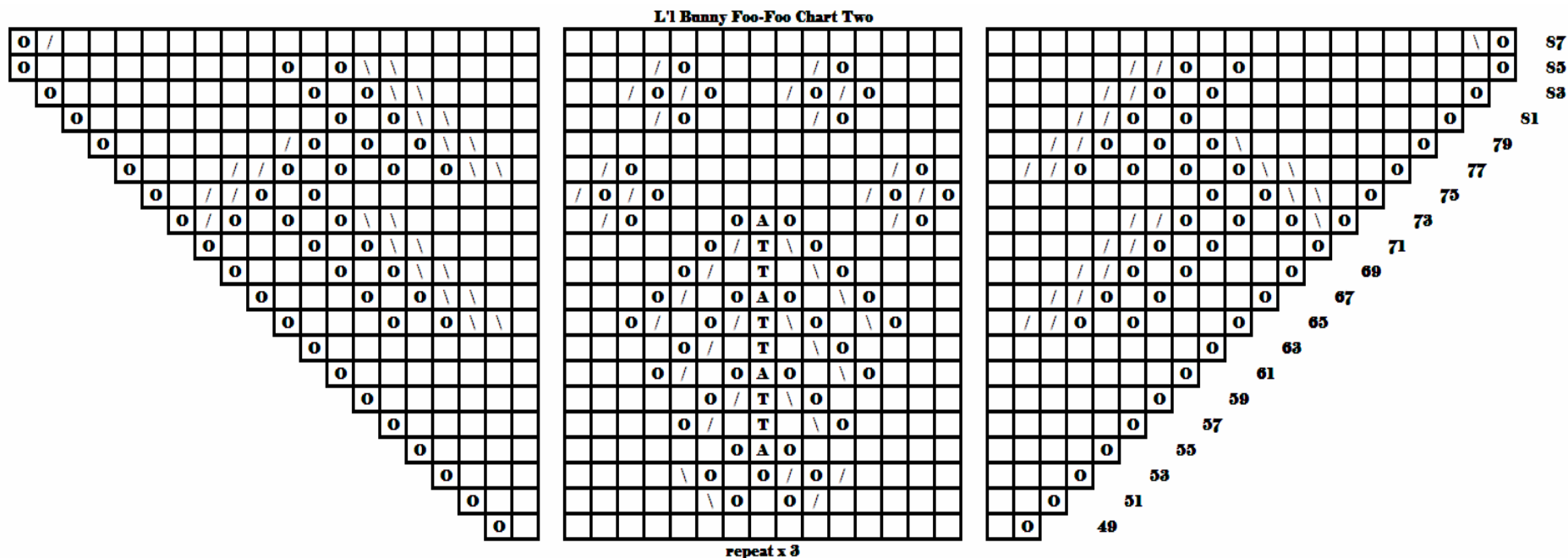
Suggested Needle 4.5 mm

Suggested Yarn - fingering or lighter

May be worked as a square, a double down triangle, or the 3 panel Foo-Foo Fichu.



Copyright 2009 MMario Leo a Pola de Finale Emelia  
Free Will donations may be made through PayPal to [MMario@familyoffaire.com](mailto:MMario@familyoffaire.com)  
Transcribed by Amanda Hodgkinson and Jeremiah Flannery




**Cast On:**

**Square:** 8 stitches -join and knit around once. Work 2 knit stitches between chart repeats. There are 4 chart repeats per round. Uncharted rounds are knitted plain.

**Fichu:** 10 stitches. Work 4 rows in garter stitch to anchor the shawl. The odd numbered pattern rows are worked as knit 3, work chart, knit 2, work chart, knit 2, work chart, k3. The even numbered rows are worked knit 3, purl to last three stitches, knit 3.

**Double Down Triangle:** 8 stitches. Work 4 rows in garter stitch to anchor the shawl. The odd (pattern) rows are worked as knit 3, work chart, knit 2, work chart, k3. The even numbered rows are worked knit 3, purl to last three stitches, knit 3.

If you want to, you can use any border you want, rather than the 3 stitches specified. Just remember to cast on the correct number of stitches and keep an eye on the border pattern.




NOTE:

**s2kp and skp = what are these?**

S2kp is a double decrease. Slip two stitches, knit one, and pass the slipped stitches over the knitted stitch.

Skp is a left leaning decrease. Slip one stitch, knit the next, pass the slipped stitch over the knitted stitch. Other centered and left leaning decreases are available.



**NOTE:**

**Stitch markers**

Highly recommended! It would be a good idea to have various markers for various parts of the shawl. If you're doing the circular shawl, put a very distinctive one at the start of the round. Also, with all the shawls, it is not a bad idea to use highly distinctive ones at the beginning and end of the pattern repeats, using plain markers to mark the other repeats. You can also mark the spines as well, so that you know where you are in a row and don't knit these stitches into the pattern.

L'il Bunny Foo-Foo: modified 8/019/09

### **STITCH KEY:**

blank = knit

p=purl

A = double decrease (S2kp)

O = yarnover

/ = k2tog

\ = left lean single decrease (skp)

s = slip 1

b = bind off

T = knit through back loop

Please note that only the **CHART** stitches are written out. The transcription is divided into sections corresponding to the charts.

### **Chart One**

1) yo (e.g. first row of triangular shawl would be: k3, yo, k2, yo, k3)

3) yo, k1, yo

5) yo, k3, yo

7) yo, k5, yo

9) yo, k7, yo

Copyright 2009 MMario Leo a Pola de Finale Emelia  
Free Will donations may be made through PayPal to MMario@familyoffaire.com  
Transcribed by Amanda Hodgkinson and Jeremiah Flannery

L'il Bunny Foo-Foo: modified 8/019/09

- 11) yo, k2, k2tog, yo, k1, yo, skp, k2, yo
- 13) yo, k2, k2tog, yo, k2tog, yo, k1, yo, skp, k2, yo
- 15) yo, k5, yo, s2kp, yo, k5, yo
- 17) yo, k4, yo, skp, k1, t, k1, k2tog, yo, k4, yo
- 19) yo, k6, yo, skp, t, k2tog, yo, k6, yo
- 21) yo, k5, yo, skp, k1, yo, s2kp, yo, k1, k2tog, yo, k5, yo
- 23) yo, k7, yo, skp, k1, t, k1, k2tog, yo, k7, yo
- 25) yo, k2, yo, k2tog, k2, yo, skp, k1, yo, skp, t, k2tog, yo, k1, k2tog, yo, k3, yo, k2tog, k1, yo
- 27) yo, k2, (yo, k2tog)x 2, k2, yo, skp, k1, yo, s2kp, yo, k1, k2tog, yo, k3, (yo, k2tog)x 2, k1, yo
- 29) yo, k4, yo, k2tog, k4, yo, skp, k1, t, k1, k2tog, yo, k5, yo, k2tog, k3, yo
- 31) yo, k12, yo, skp, t, k2tog, yo, k12, yo
- 33) yo, k9, yo, k2tog, k3, yo, s2kp, yo, k4, yo, k2tog, k8, yo
- 35) yo, k9, (yo, k2tog)x 2, k8, (yo, k2tog)x 2, k8, yo

L'il Bunny Foo-Foo: modified 8/019/09

37) yo, k11, yo, k2tog, k10, yo, k2tog, k10, yo

39) yo, k4, k2tog, yo, k1, yo, skp, k19, k2tog, yo, k1, yo, skp, k4, yo

41) yo, k4, k2tog, yo, k1, (yo, skp)x 2, k5, yo, k2tog, k4, yo, k2tog, k4, k2tog, yo, k1, (yo, skp)x 2, k4, yo

43) yo, k6, k2tog, yo, k1, yo, skp, k5, yo, k2tog, yo, k2tog, k2, yo, k2tog, yo, k2tog, k4, k2tog, yo, k1, yo, skp, k6, yo

45) yo, k18, yo, k2tog, k4, yo, k2tog, k17, yo

47) yo, knit across, yo

## **Chart Two**

Repeat the portion between the \*\*'s three times in each section.

49) yo, k1 \*\* k15 \*\* k1, yo

51) yo, k2, \*\* k5, k2tog, yo, k1, yo, skp, k5 \*\* k2, yo

53) yo, k3, \*\* k4, (k2tog, yo)x 2; k1, yo, skp, k4 \*\* k3, yo

55) yo, k4 \*\* k6, yo, s2kp, yo, k6 \*\* k4, yo

57) yo, k5 \*\* k4, yo, skp, k1, t, k1, k2tog, yo, k4 \*\* k5, yo



L'il Bunny Foo-Foo: modified 8/019/09

- 59) yo, k6 \*\* k5, yo, skp, t, k2tog, yo, k5 \*\* k6, yo
- 61) yo, k7, \*\* k3, yo, skp, k1, yo, s2kp, yo, k1, k2tog, yo, k3 \*\* k7, yo
- 63) yo, k8 \*\* k4, yo, skp, k1, t, k1, k2tog, yo, k4 \*\* k8, yo
- 65) yo, k3, yo, k1, yo, k2tog x2, k1 \*\* k2, yo, skp, k1, yo, skp, t, k2tog, yo, k1, k2tog, yo, k2 \*\*  
k1, skp x2, yo, k1, yo, k3, yo
- 67) yo, k3, yo, k1, yo, k2tog x2, k2 \*\* k3, yo, skp, k1, yo, s2kp, yo, k1, k2tog, yo, k3 \*\*  
k2, skp x2, yo, k1, yo, k3, yo
- 69) yo, k3, yo, k1, yo, k2tog x2, k3 \*\* k4, yo, skp, k1, t, k1, k2tog, yo, k4 \*\*  
k3, skp x2, yo, k1, yo, k3, yo
- 71) yo, k3, yo, k1, yo, k2tog x2, k4 \*\* k5, yo, skp, t, k2tog, yo, k5 \*\*,   
k4, skp x2, yo, k1, yo, k3, yo
- 73) yo, skp, yo, k1, yo, k1, yo, k2tog x2, k5 \*\* k1, yo, k2tog, k3, yo, s2kp, yo, k3, yo, k2tog, k1 \*\*  
k5 skp x2, yo , k1, yo, k1, yo, k2tog, yo
- 75) yo, k1, skp x2, yo, k1, yo, k8 \*\* (yo, k2tog)x 2, k7, (yo, k2tog)x 2 \*\*  
k8, yo, k1, yo, k2tog x2, k1, yo
- 77) yo, k3, skp x2, (yo; k1)x3, yo, k2tog x2, k1 \*\* k1, yo, k2tog, k9, yo, k2tog, k1 \*\*  
k1, skp x2, (yo; k1)x3, yo, k2tog x2, k3, yo

L'il Bunny Foo-Foo: modified 8/019/09

79) yo, k6, skp, (yo, k1)x 2, yo, k2tog x2, k2 \*\* k15 \*\* k2, skp x2, (yo, k1)x 2, yo, k2tog, k6, yo

81) yo, k9, yo, k1, yo, k2tog x2, k3 \*\* k4, yo, k2tog, k4, yo, k2tog, k3 \*\*  
k3, skp x2, yo, k1, yo, k9, yo

83) yo, k9, yo, k1, yo, k2tog x2, k4 \*\* k3, yo, k2tog, yo, k2tog, k2, yo, k2tog, yo, k2tog, k2 \*\*  
k4 skp x2, yo, k1, yo, k9, yo

85) yo, k9, yo, k1, yo, k2tog x2, k5 \*\* k4, yo, k2tog, k4, yo, k2tog, k3 \*\*  
k5, skp x2, yo, k1, yo, k9, yo

87) yo, skp, knit across to last two stitches, k2tog, yo

### **Chart Three**

Repeat the portion between the \*\*'s five times on each section.

89) yo \*\* k17 \*\* yo

91) yo, k1 \*\* k6, k2tog, yo, k1, yo, skp, k6 \*\*, k1, yo

93) yo, k2 \*\* k5, (k2tog, yo)x 2, k1, yo, skp, k5 \*\* k2, yo

95) yo, k3 \*\* k7, yo, s2kp, yo, k7 \*\* k3, yo

97) yo, k4 \*\* k5, yo, skp, k1, t, k1, k2tog, yo, k5 \*\* k4, yo

L'il Bunny Foo-Foo: modified 8/019/09

99) yo, k5 \*\* k6, yo, skp, t, k2tog, yo, k6 \*\* k5, yo

101) yo, k6 \*\* k4, yo, skp, k1, yo, sk2p, yo, k1, k2tog, yo, k4 \*\* k6, yo

103) yo, k7 \*\* k5, yo, skp, k1, t, k1, k2tog, yo, k5 \*\* k7, yo

105) yo, k4, (yo, k2tog) x 2, \*\* k3, yo, skp, k1, yo, skp, t, k2tog, yo, k1, k2tog, yo, k3 \*\*  
(skp, yo)x 2, k4, yo

107) yo, k4, yo, k1, yo, k2tog x2 \*\* k4, yo, skp, k1, yo, s2kp, yo, k1, k2tog, k4 \*\*  
skp x2 yo, k1, yo, k4, yo

109) yo, k4, yo, k1, yo, k2tog x2, k1 \*\* k5, yo, skp, k1, t, k1, k2tog, yo, k5 \*\*  
k1, skp x2, yo, k1, yo, k4, yo

111) yo, k1, skp, (yo, k1)x 2, yo, k2tog x2, k2 \*\* k6, yo, skp, t, k2tog, yo, k6 \*\*  
k2, skp x2, (yo, k1)x 2, yo, k2tog, k1, yo

113) yo, k1, skp, (yo, k1) x 2, yo, k2tog x2, k3 \*\* k2, yo, k2tog, k3, yo,s2kp, yo, k3, skp, yo, k2 \*\*  
k3, skp x2, (yo, k1)x 2, yo, k2tog, k1, yo

115) yo, k2, skp x2, yo, k1, yo, k6 \*\* k1, (yo, k2tog x 2), k7, (skp, yo x 2), k1 \*\*  
k6, yo, k1, yo, k2tog x2, k2, yo

117) yo, k4, skp x2, (yo, k1 x 2), (yo, k2tog x 2) \*\* k2, yo, k2tog, k9, skp, yo, k2 \*\*  
(skp, yo x 2), (k1, yo x 2), k2tog x2, k4, yo

L'il Bunny Foo-Foo: modified 8/019/09

119) yo, k7, skp, (yo, k1 x 2), yo, k2tog x2 \*\* k17 \*\*  
skp x2, (yo, k1 x 2), yo, k2tog, k7, yo

121) yo, k3, yo, k2tog, k5, yo, k1, k2tog x2, k1 \*\* k5, yo, k2tog, k3, skp, yo, k5 \*\*  
k1, skp x2, yo, k1, yo, k5, k2tog, yo, k3, yo

123)yo, k3 (yo, k2tog x2), k3, yo, k1, yo, k2tog x2, k2 \*\* k4, (yo, k2tog x2), k1, (skp, yo x2), k4\*\*  
k2, skp x2, yo, k1, yo, k3, (k2tog, yo x 2), k3, yo

125) yo, k5, yo, k2tog, k3, yo, k1, yo, k2tog x2, k3 \*\* k5, yo, k2tog, k3, skp, yo, k5 \*\*  
k3, skp x2, yo, k1, yo, k3, k2tog, yo, k5, yo

127) yo, knit across, yo

#### **Chart Four**

Repeat the portion between the \*\*'s seven times on each side.

129) yo, k3 \*\* k2, yo, k2tog, k4, yo, skp, k3, skp, yo, k2 \*\* k3, yo

131) yo, k4 \*\* k1, (yo, k2tog) x 2, k2, yo, s2kp, yo, k2, (skp, yo)x 2, k1\*\* k4, yo

133) yo, k5 \*\* k2, yo, k2tog, k1, (skp, yo)x 2, k2tog, yo, k2, skp, yo, k2 \*\* k5, yo

135) yo, k6 \*\* k7, yo, s2kp, yo, k7 \*\* k6, yo

137) yo, k7 \*\* k5, yo, skp, k1, t, k1, k2tog, yo, k5 \*\* k7, yo

L'il Bunny Foo-Foo: modified 8/019/09

- 139) yo, k8 \*\* k6, yo, skp, t, k2tog, yo, k6 \*\* k8, yo
- 141) yo, k3, yo, skp, k4 \*\* k4, yo, skp, k1, yo, s2kp, yo, k1, k2tog, yo, k4, \*\* k5, yo, skp, k2, yo
- 143) yo, k3, yo, s2kp, yo, k4 \*\* k5, yo, skp, k1, t, k1, k2tog, yo, k5 \*\* k4, yo, s2kp, yo, k3, yo
- 145) yo, k2 (skp, yo)x2, k2tog, yo, k3 \*\* k3, yo, skp, k1, yo, skp, t, k2tog, yo, k1, k2tog, yo, k3 \*\*  
k2 (skp, yo)x 2, k2tog, yo, k3, yo
- 147) yo, k5, yo, s2kp, yo, k4 \*\* k4, yo, skp, k1, yo, s2kp, yo, k1, k2tog, yo, k4 \*\*  
k4, yo, s2kp, yo, k5, yo
- 149) yo, k4, yo, skp, k1, t, k1, k2tog, yo, k2  
\*\* k2, yo, skp, k1, yo, skp, k1, t, k1, k2tog, yo, k1, k2tog, yo, k2 \*\*  
k2, yo, skp, k1, t, k1, k2tog, yo, k4, yo
- 151) yo, k6, yo, skp, t, k2tog, yo, k3 \*\* k3, yo, skp, k1, yo, skp, t, k2tog, yo, k1, k2tog, yo, k3 \*\*  
k3, yo, skp, t, k2tog, yo, k6, yo
- 153) yo, k5, yo, skp, k1, yo, s2kp, yo. K1, k2tog, yo, k1  
\*\* k4, yo, skp, k1, yo, s2kp, yo, k1, k2tog, yo, k4 \*\*  
k1, yo, skp, k1, yo, s2kp, yo, k1, k2tog, yo, k5, yo
- 155) yo, k7, yo, skp, k1, t, k1, k2tog, yo, k2  
\*\* k2, yo, skp, k1, yo, skp, k1, t, k1, k2tog, yo, k1, k2tog, yo k2 \*\*  
k2, yo, skp, k1, t, k1, k2tog, yo, k7, yo

L'il Bunny Foo-Foo: modified 8/019/09

- 157) yo, k6, yo, skp, k1, yo, skp, t, k2tog, yo, k1, k2tog, yo  
\*\* k3, yo, skp, k1, yo, skp, t, k2tog, yo, k1, k2tog, yo, k3 \*\*  
yo, skp, k1, yo, skp, t, k2tog, yo, k1, k2tog, yo, k6, yo
- 159) yo, k8, yo, skp, k1, yo, s2kp, yo, k1, k2tog, yo, k1  
\*\* k4, yo, skp, k1, yo, s2kp, yo, k1, k2tog, yo, k4 \*\*  
k1, yo, skp, k1, yo, s2kp, yo, k1, k2tog, yo, k8, yo
- 161) yo, k3, t, k6, yo, skp, k1, t, k1, k2tog, yo, k2  
\*\* k5, yo, skp, k1, t, k1, k2tog, yo, k5 \*\*  
k2, yo, skp, k1, t, k1, k2tog, yo, k6, t, k3, yo
- 163) yo, k3, yo, s2kp, yo, k6, yo, skp, t, k2tog, yo, k3  
\*\* k6, yo, skp, t, k2tog, yo, k6 \*\* k3, yo, skp, t, k2tog, yo, k6, yo, s2kp, yo, k4, yo
- 165) yo, k5, t, k8, yo, s2kp, yo, k4 \*\* k, yo, s2kp, yo, k7 \*\* k4, yo, s2kp, yo, k8, t, k5, yo
- 167) yo, k4, yo, skp, t, k2tog, yo, k13 \*\* k17 \*\* k13, yo, skp, t, k2tog, yo, k4, yo
- 169) yo, k6, yo, s2kp, yo, k5, k2tog, yo, k1, yo, s2kp, yo, k1, yo, s2kp  
\*\* yo, k1, yo, s2kp, yo, k1, yo, skp, k2tog, yo, k1, yo, s2kp, yo, k1, yo, s2kp \*\*  
yo, k1, yo, s2kp, yo, k1, yo, skp, k6, yo, s2kp, yo, k6, yo
- 171) yo, k5, yo, skp, k1, t, k1, k2tog, yo, k3, k2tog, yo, k5, yo, s2kp  
\*\* yo, k5, yo, skp, k2tog, yo, k5, yo, s2kp \*\*  
yo, k5, yo, skp, k4, yo, skp, k1, t, k1, k2tog, yo, k5, yo

Copyright 2009 MMario Leo a Pola de Finale Emelia  
Free Will donations may be made through PayPal to MMario@familyoffaire.com  
Transcribed by Amanda Hodgkinson and Jeremiah Flannery

L'il Bunny Foo-Foo: modified 8/019/09

173) yo, k7, yo, skp, t, k2tog, yo, k6, yo, skp, k1, k2tog, yo, k2  
\*\* k1, yo, skp, k1, k2tog, yo, k4, yo, skp, k1, k2tog, yo, k2 \*\*  
k1, yo, skp, k1, k2tog, yo, k7, yo, skp, t, k2tog, yo, k7, yo

175) yo, k9, yo, s2kp, yo, k5, k2tog, yo, k1, yo, s2kp, yo, k1, yo, s2kp  
\*\* yo, k1, yo, s2kp, yo, k1, yo, skp, k2tog, yo, k1, yo, s2kp, yo, k1, yo, s2kp \*\*  
yo, k1, yo, s2kp, yo, k1, yo, skp, k6, yo, s2kp, yo, k9, yo

177) knit with no increases

178) This row is only worked if you are going to do a plain cast off.

Knit 3, purl across to last 3 stitches, knit 3 (for fichu or triangle) or just knit one more round for the circular shawl.

### **PLAIN "LACE" Cast Off:**

Cast/bind off using the following: k1, \*return to left needle, knit, return to left needle, k2tog; repeat from \*

### **Alternate trim:**

After row 177 work the Oak Leaf edge.

It may be useful to work with an extra double pointed needle so that, if you are using a cable with some "spring" in it, this cable does not come out of the edge stitches.

L'il Bunny Foo-Foo: modified 8/019/09

On even numbered rows, purl together one shawl stitch and one Oak Leaf edge stitch. This stitch is slipped on odd numbered rows.

Even numbered rows are worked TOWARDS the shawl body.

On ODD numbered rows the work proceeds AWAY from the shawl body.

Cast on 11 stitches using a cable cast on. Knit one row.

1) sl1, k1, yo, p2tog, k2, yo x 2, k2tog, yo x 2, k2tog, k1

2) k2, p1, k2, p1, k3, yo, p2tog, k1, p2tog (shawl body join)

3) sl1, k1, yo, p2tog, k3, yo x 2, k2tog, yo x 2, k2tog x 2

4) k2, p1, k2, p1, k4, yo, p2tog, k1, p2tog (shawl body join)

5) sl1, k1, yo, p2tog, k4, yo x 2, k2tog, yo x 2, k2tog x 2

6) k2, p1, k2, p1, k5, yo, p2tog, k1, p2tog (shawl body join)

7) sl1, k1, yo, p2tog, k5, yo x 2, k2tog, yo x 2, k2tog x 2

8) k2, p1, k2, p1, k6, yo p2tog, k1, p2tog (shawl body join)

9) sl1, k1, yo, p2tog, k10, k2tog

10) cast/bind off 4, k3, k2tog, yo, k2, yo, p2tog, k1, p2tog (shawl body join)

**Oak LEaf Edge**

	<b>b</b>	<b>b</b>	<b>b</b>	<b>b</b>				/	<b>O</b>			<b>O</b>	<b>^</b>		<b>^</b>	<b>10</b>
	/											<b>^</b>	<b>O</b>		<b>s</b>	<b>9</b>
		<b>P</b>			<b>P</b>							<b>O</b>	<b>^</b>		<b>^</b>	<b>8</b>
	/	/	<b>O</b>	<b>O</b>	/	<b>O</b>	<b>O</b>					<b>^</b>	<b>O</b>		<b>s</b>	<b>7</b>
			<b>P</b>			<b>P</b>						<b>O</b>	<b>^</b>		<b>^</b>	<b>6</b>
	/	/	<b>O</b>	<b>O</b>	/	<b>O</b>	<b>O</b>					<b>^</b>	<b>O</b>		<b>s</b>	<b>5</b>
			<b>P</b>			<b>P</b>						<b>O</b>	<b>^</b>		<b>^</b>	<b>4</b>
	/	/	<b>O</b>	<b>O</b>	/	<b>O</b>	<b>O</b>					<b>^</b>	<b>O</b>		<b>s</b>	<b>3</b>
			<b>P</b>			<b>P</b>						<b>O</b>	<b>^</b>		<b>^</b>	<b>2</b>
	/	/	<b>O</b>	<b>O</b>	/	<b>O</b>	<b>O</b>					<b>^</b>	<b>O</b>		<b>s</b>	<b>1</b>

Copyright 2009 MMario Leo a Pola de Finale Emelia  
 Free Will donations may be made through PayPal to MMario@familyoffaire.com  
 Transcribed by Amanda Hodgkinson and Jeremiah Flannery