



Digital Patterns

Designed by
Steve Good

www.scrollsawworkshop.blogspot.com

Home of Scroll Saw Pattern Printer
and the Scroll Saw Key Chain Printer



Note to commercial print employees: I give my permission to print as many of this pattern book as your customer requires.

Over the sink shelf



This pattern book has the patterns for the uprights. The top shelf on the one pictured is 30 inches long and 7 inches deep. Adjust your shelf to fit your sink.

I attached the shelf to the uprights with counter sunk screws and glue. I filled the holes with wooden buttons.


When you attach the shelf to the uprights make sure the shelf fits back against the mirror or wall. You will usually have to offset the back an inch or two on the uprights to compensate for the moldings.



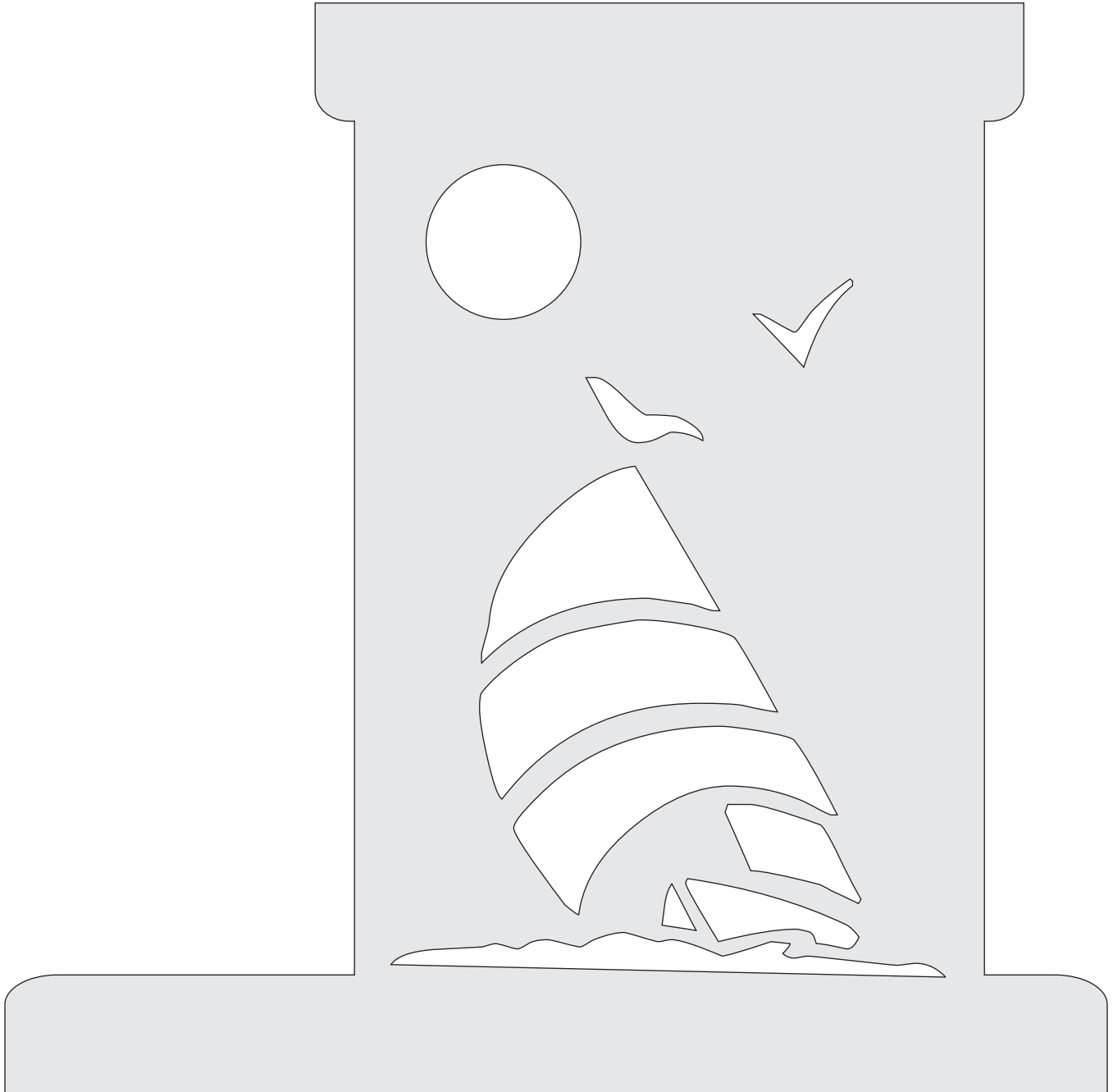
3/4" Thick
Cut Two




3/4" Thick
Cut Two




3/4" Thick
Cut Two




3/4" Thick
Cut Two




3/4" Thick
Cut Two



3/4" Thick
Cut Two



3/4" Thick
Cut Two



3/4" Thick
Cut Two

