



○ - chain - ch

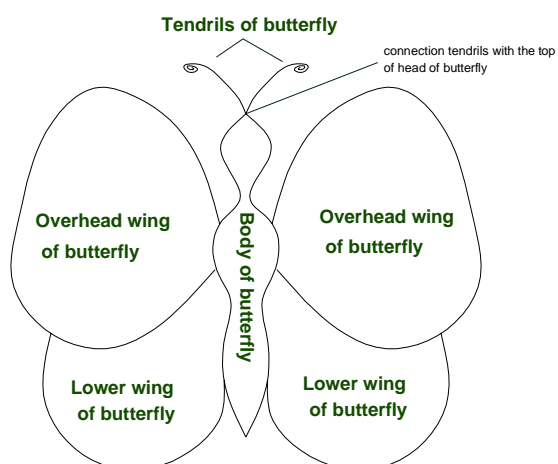
◡ - slip stitch - sl.st

X - double crochet / single  
crochet - dc / sc

⊗ - triple double crochet /  
double single crochet -  
tr.dc / d.sc

⌈ - treble / double crochet  
- tr / dc

⊗ - **Triple double crochet / Double single  
crochet.** Insert the hook into the stitch (or  
into the space of chains), yarn over hook  
and draw through a loop, (2 loops on hook),  
yarn over hook, insert the hook into the  
same space, yarn over hook and draw  
through a loop, (4 loops on hook), yarn over  
hook and draw through 4 loops (1 loop  
remains on hook).



### Body of butterfly

The work begins with a ring of yarn. Work circularly like spiral (in work does not join rounds, working without turning chains, the last stitch work in first stitch):

**Round 1:** 4 dc/sc in ring of yarn.

**Round 2, 3 and 4:** 4 dc/sc.

**Round 5:** 1 dc/sc, \*2 dc/sc in the next stitch, repeat from\* 2 times.

**Round 6 and 7:** 7 dc/sc.

**Round 8:** \*2 dc/sc, 2 dc/sc in the next stitch, repeat from\* 1 time, 1 dc/sc.

**Round 9 and 10:** 9 dc/sc.

Keep stuffing with absorbent cotton.

**Round 11:** \*1 dc/sc decrease (insert hook into stitch, insert hook into next stitch, yarn over and draw through all loops), repeate from \* 3 times, 1 dc/sc.

**Round 12:** 1 dc/sc, \*4 dc/sc in the next stitch, repeat from\* 2 times.

**Round 13,14 and 15:** 13 dc/sc.

Keep stuffing with absorbent cotton.

**Round 16:** \*1 dc/sc decrease (insert hook into stitch, insert hook into next stitch, yarn over and draw through all loops), repeate from \* 5 times, 1 dc/sc.

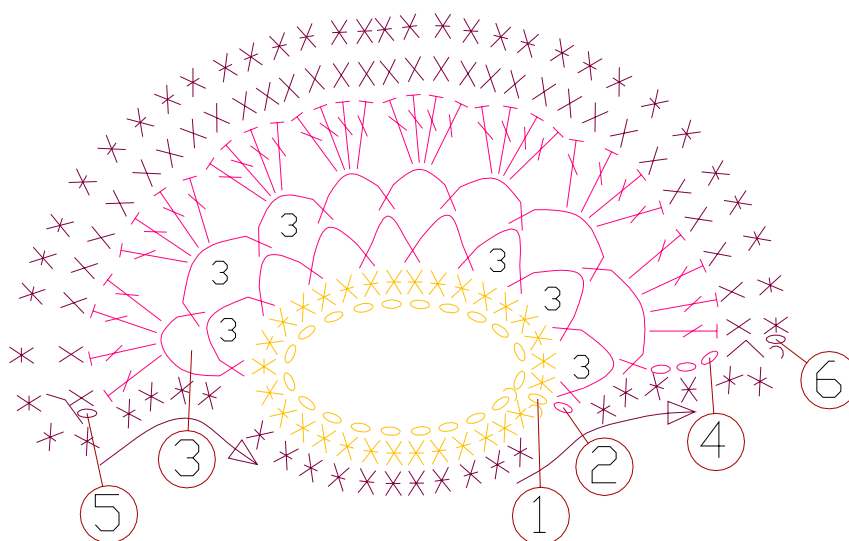
**Round 16:** \*2 dc/sc in the next stitch, repeat from\* 6 times.

**Round 17, 18, 19, 20 and 21:** 14 dc/sc.

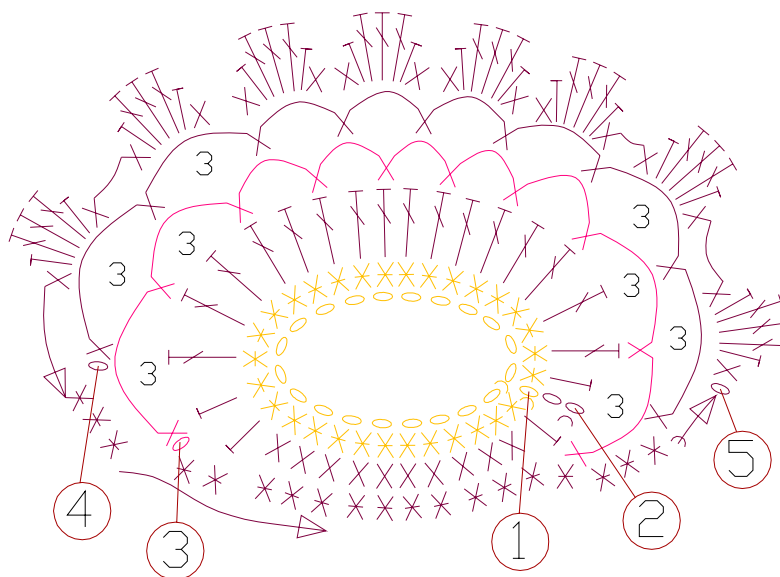
Keep stuffing with absorbent cotton.

Make decreasing of dc/sc to end.

Overhead wing of butterfly



Lower wing of butterfly



Tendrils of butterfly

