

Test Square
2" x 2"
5 cm x 5 cm

Assembly Instructions:

Print all pages in Adobe Reader.

Make sure Scaling is set to "none"

Make sure auto rotate and center is checked

Cut on the outside of the gray boxes

Tape together at marked circles

©2013 Melissa Mora

Licensed for personal use only

You may not sell, copy or redistribute this pattern through any means

You may not sell items made from this pattern without a limited production license

B

A

D

E

Bias Shorts
by *Melly Sews*
Size Small



FRONT

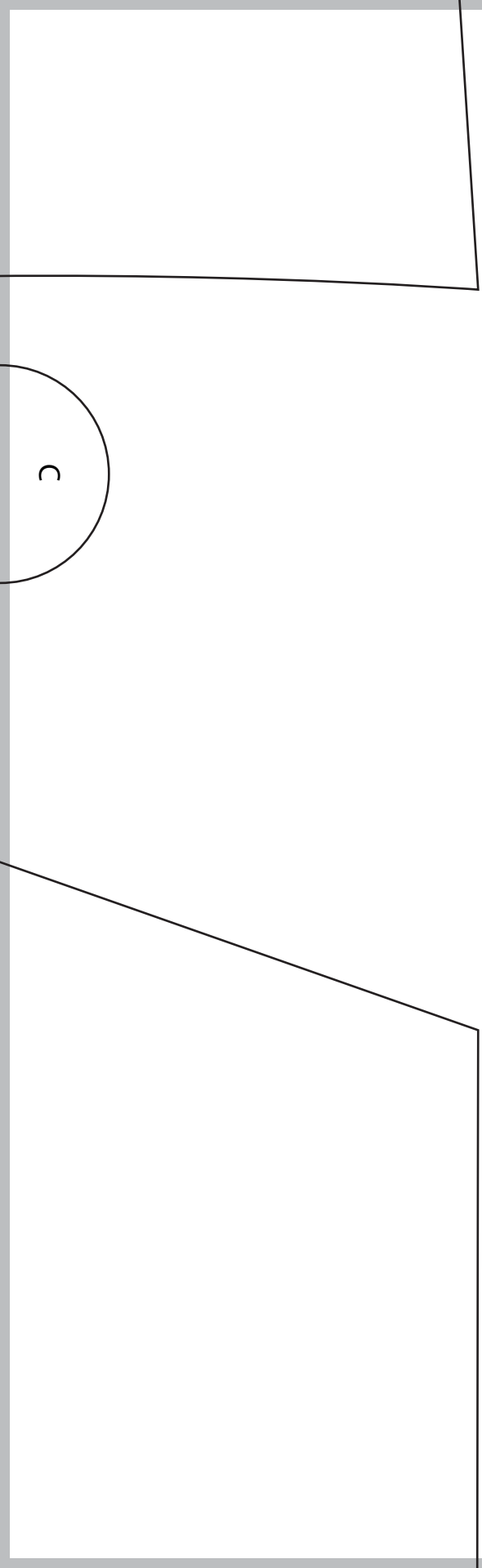
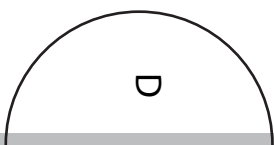
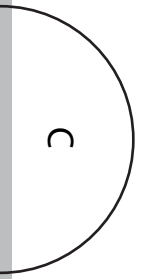
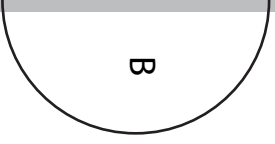
Cut 2

r

F

F





A

Bias Shorts
by *Melly Sews*
Size Small
BACK
Cut 2

G

H

H

C

-

F

